

Circuito de Madrid Jarama - RACE

CER

Carrera (2H+1V)

Resultados Provisionales



Cls	Nº	Equipo/Concursante	Piloto 1	Piloto 2	Vehiculo	Cat	Cl	Vtas.	Tiempo	Dif 1º	Interval	Km/h	Mejor	Tiempo	Km/h
1	113	BAPORO MOTORSPORT	Joan Vinyes Dabad	Jaume Font Casas	PORSCHE 992 CUP	GT	1	68	2:02:22.186			128.3	3	1:35.193	145.5
2	122	ALEJANDRO BARAMBIO PERE	Alejandro Barambio Perea	Borja Garcia Menendez	PORCHE 992 CUP	GT	2	68	2:02:36.056	13.870	13.870	128.1	49	1:35.934	144.4
3	125	MOTOR CLUB SABADELL	Jordi Fuset Sala	Lorenzo Mendieta Sola	Porsche 718 GT4 RS Clubsport	CLASE 1	1	65	2:02:44.366	3 Vtas.	3 Vtas.	122.3	49	1:40.134	138.4
4	165	ESCUADERIA LA CORUÑA	Pere Marques Vancells	Jose A. Gomez Gutierrez	LIGIER JS2R	CLASE 1	2	65	2:03:49.848	3 Vtas.	1:05.482	121.2	7	1:41.122	137.0
5	415	FALIGAND JEREMY	Jeremy Faligand	Victor Bernier	PORSCHE 992 CUP	GT	3	64	2:02:47.786	4 Vtas.	1 Vta.	120.3	3	1:35.189	145.6
6	56	MOTOR CLUB SABADELL	Javier Ciuendez Gallego		RENAULT CLIO CUP IV	D3	1	62	2:03:25.221	6 Vtas.	2 Vtas.	116.0	41	1:50.304	125.6
7	18	C.D.PLEMAR SPORT	Jose Luis Lopez Valdivielso	JF Alvaro Rodriguez Sastre	RENAULT CLIO CUP IV	D3	2	61	2:03:11.670	7 Vtas.	1 Vta.	114.3	34	1:51.997	123.7
8	40	MOTOR CLUB SABADELL	Jose Palomar Maroto		RENAULT CLIO CUP IV	D3	3	61	2:03:18.114	7 Vtas.	6.444	114.2	41	1:50.406	125.5
9	60	MOTOR CLUB SABADELL	Josep Borrell Daniel		RENAULT CLIO CUP IV	D3	4	60	2:02:56.952	8 Vtas.	1 Vta.	112.7	41	1:50.701	125.2
10	82	AUTOMÓVIL CLUB ALICANTE	Hector Palacios Vazquez	JF	Mazda MX5 ND1	D4	1	60	2:03:15.691	8 Vtas.	18.739	112.4	47	1:50.376	125.5
11	41	ESCUADERIA LA CORUÑA	Alejandro Iribas Estrada	JR	RENAULT CLIO CUP V	D4	2	60	2:03:26.996	8 Vtas.	11.305	112.2	3	1:52.691	122.9
12	118	ESCUADERIA FARAON	Alvaro Fontes Blanco	Pedro M. Silvero Castilla	FERRARI 488 Challenge EVO	GT	4	51	1:44:56.501	17 Vtas.	9 Vtas.	112.2	6	1:37.242	142.5

Not classified: (Requirements: 75% of number laps of leader = 51 Laps)

100	ESCUADERIA FARAON	Pablo V. Bras Silvero			PORSCHE 992 CUP	GT	5	40	1:16:59.453	28 Vtas.	11 Vtas.	120.0	3	1:35.188	145.6
9	BALBOR MOTORSPORT C.A.	Jose Luis Albors Aleixandre	JF	German Lopez Balboa	RENAULT CLIO CUP IV	D3	5	36	1:16:53.461	32 Vtas.	4 Vtas.	108.1	27	1:53.328	122.2
81	SKUALO COMPETICION	Juan Carlos Arias			GINETTA G50 GT4	CLASE 2	1	29	1:41:53.996	39 Vtas.	7 Vtas.	65.7	23	1:47.378	129.0
15	LURAUTO K.K.	Asier Gorostiza Telleria	JF	Luis Chillida Belzunce	JF BMW M2 CS RACING	CLASE 2	2	27	53:05.355	41 Vtas.	2 Vtas.	117.4	9	1:48.318	127.9
123	ESCUADERIA FARAON	Agustin Sanabria Crespo		Françes Gutierrez	RENAULT RS01	GT	6	14	22:51.830	54 Vtas.	13 Vtas.	141.4	6	1:35.659	144.8
112	ESCUADERIA FARAON	Pedro M. Lourinho Bras		Miguel Gomez Guillen	PORSCHE 992 CUP	GT	7	8	13:23.230	60 Vtas.	6 Vtas.	138.0	3	1:38.398	140.8
191	VELOSO MOTORSPORT	Jean-Roch Piat	JF		PORSCHE 991.1 GT3 CUP	GT	8	8	14:49.969	60 Vtas.	1:26.739	124.5	2	1:45.045	131.9

Vta. Rápida Pablo V. Bras Silvero en 1:35.188 a 145.6 Km/h en la vta. 3

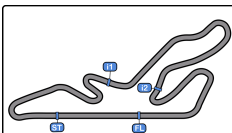
Publicado a las:.....

Temp Pista: 39.4 °C Temp Aire: 26.7 °C Humedad: 31 % Estado Pista: SECA

Director Carrera:

Cronometrador:





Circuito de Madrid Jarama - RACE

CER

Carrera (2H+1V)

Resultados Provisionales por Categoría



GT															
Cls	Nº	Equipo/Concursante	Piloto 1	Piloto 2	Vehiculo	Cat	Cl	Vtas.	Tiempo	Dif 1º	Interval	Km/h	Mejor	Tiempo	Km/h
1	113	BAPORO MOTORSPORT	Joan Vinyes Dabad		Jaume Font Casas	PORSCHE 992 CUP	GT	1	68	2:02:22.186		128.3	3	1:35.193	145.5
2	122	ALEJANDRO BARAMBIO PERE	Alejandro Barambio Perea		Borja Garcia Menendez	PORCHE 992 CUP	GT	2	68	2:02:36.056	13.870	128.1	49	1:35.934	144.4
3	415	FALIGAND JEREMY	Jeremy Faligand		Victor Bernier	PORSCHE 992 CUP	GT	3	64	2:02:47.786	4 Vtas.	120.3	3	1:35.189	145.6
4	118	ESCUADERIA FARAON	Alvaro Fontes Blanco		Pedro M. Silvero Castilla	FERRARI 488 Challenge EVO	GT	4	51	1:44:56.501	17 Vtas.	112.2	6	1:37.242	142.5

Not classified: (Requirements: 75% of number laps of leader = 51 Laps)

100	ESCUADERIA FARAON	Pablo V. Bras Silvero			PORSCHE 992 CUP	GT	5	40	1:16:59.453	28 Vtas.	11 Vtas.	120.0	3	1:35.188	145.6
123	ESCUADERIA FARAON	Agustin Sanabria Crespo		Frances Gutierrez	RENAULT RS01	GT	6	14	22:51.830	54 Vtas.	26 Vtas.	141.4	6	1:35.659	144.8
112	ESCUADERIA FARAON	Pedro M. Lourinho Bras		Miguel Gomez Guillen	PORSCHE 992 CUP	GT	7	8	13:23.230	60 Vtas.	6 Vtas.	138.0	3	1:38.398	140.8
191	VELOSO MOTORSPORT	Jean-Roch Piat	JF		PORSCHE 991.1 GT3 CUP	GT	8	8	14:49.969	60 Vtas.	1:26.739	124.5	2	1:45.045	131.9

CLASE 1															
Cls	Nº	Equipo/Concursante	Piloto 1	Piloto 2	Vehiculo	Cat	Cl	Vtas.	Tiempo	Dif 1º	Interval	Km/h	Mejor	Tiempo	Km/h
1	125	MOTOR CLUB SABADELL	Jordi Fuset Sala		Lorenzo Mendieta Sola	Porsche 718 GT4 RS Clubsport	CLASE 1	1	65	2:02:44.366		122.3	49	1:40.134	138.4
2	165	ESCUADERIA LA CORUÑA	Pere Marques Vancells		Jose A. Gomez Gutierrez	LIGIER JS2R	CLASE 1	2	65	2:03:49.848	1:05.482	121.2	7	1:41.122	137.0

D3															
Cls	Nº	Equipo/Concursante	Piloto 1	Piloto 2	Vehiculo	Cat	Cl	Vtas.	Tiempo	Dif 1º	Interval	Km/h	Mejor	Tiempo	Km/h
1	56	MOTOR CLUB SABADELL	Javier Cicuendez Gallego		RENAULT CLIO CUP IV	D3	1	62	2:03:25.221			116.0	41	1:50.304	125.6
2	18	C.D.PLEMAR SPORT	Jose Luis Lopez Valdivielso	JF	Alvaro Rodriguez Sastre	RENAULT CLIO CUP IV	D3	2	61	2:03:11.670	1 Vta.	114.3	34	1:51.997	123.7
3	40	MOTOR CLUB SABADELL	Jose Palomar Maroto		RENAULT CLIO CUP IV	D3	3	61	2:03:18.114	1 Vta.	6.444	114.2	41	1:50.406	125.5
4	60	MOTOR CLUB SABADELL	Josep Borrell Daniel		RENAULT CLIO CUP IV	D3	4	60	2:02:56.952	2 Vtas.	1 Vta.	112.7	41	1:50.701	125.2

Not classified: (Requirements: 75% of number laps of leader = 51 Laps)

9	BALBOR MOTORSPORT C.A.	Jose Luis Albors Aleixandre	JF	German Lopez Balboa	RENAULT CLIO CUP IV	D3	5	36	1:16:53.461	26 Vtas.	24 Vtas.	108.1	27	1:53.328	122.2
---	------------------------	-----------------------------	----	---------------------	---------------------	----	---	----	--------------------	----------	----------	-------	----	----------	-------

D4															
Cls	Nº	Equipo/Concursante	Piloto 1	Piloto 2	Vehiculo	Cat	Cl	Vtas.	Tiempo	Dif 1º	Interval	Km/h	Mejor	Tiempo	Km/h
1	82	AUTOMÓVIL CLUB ALICANTE	Hector Palacios Vazquez	JF	Mazda MX5 ND1	D4	1	60	2:03:15.691			112.4	47	1:50.376	125.5
2	41	ESCUADERIA LA CORUÑA	Alejandro Iribas Estrada	JR	RENAULT CLIO CUP V	D4	2	60	2:03:26.996	11.305	11.305	112.2	3	1:52.691	122.9

CLASE 2															
Cls	Nº	Equipo/Concursante	Piloto 1	Piloto 2	Vehiculo	Cat	Cl	Vtas.	Tiempo	Dif 1º	Interval	Km/h	Mejor	Tiempo	Km/h
Not classified: (Requirements: 75% of number laps of leader = 51 Laps)															

81	SKUALO COMPETICION	Juan Carlos Arias			GINETTA G50 GT4	CLASE 2	1	29	1:41:53.996			65.7	23	1:47.378	129.0
15	LURAUTO K.K.	Asier Gorostiza Telleria	JF	Luis Chillida Belzunce	BMW M2 CS RACING	CLASE 2	2	27	53:05.355	2 Vtas.	2 Vtas.	117.4	9	1:48.318	127.9

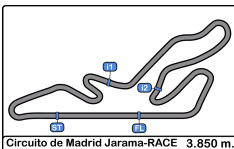
Publicado a las:.....

Temp Pista: **39.4 °C** Temp Aire: **26.7 °C** Humedad: **31 %** Estado Pista: **SECA**

Director Carrera:

Cronometrador:





Circuito de Madrid Jarama - RACE

CER

Carrera (2H+1V)

Resultados Provisionales por Categoría

Vta. Rápida Pablo V. Bras Silvero en 1:35.188 a 145.6 Km/h en la vta. 3



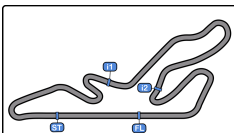
Publicado a las:.....

Temp Pista: 39.4 °C Temp Aire: 26.7 °C Humedad: 31 % Estado Pista: SECA

Director Carrera:

Cronometrador:





Circuito de Madrid Jarama - RACE

CER

Carrera (2H+1V)

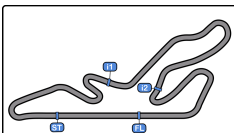
Clasificación Provisional por Vuelta Rápida de Piloto



Circuito de Madrid Jarama-RACE 3.850 m.

Clas	Nº	Equipo/Concursante	Vehiculo	Piloto	Cat	Clas	Vtas.	Mejor	Tiempo	Dif 1º	Interval	Km/h
1	100	ESCUADERIA FARAON	PORSCHE 992 CUP	Pablo V. Bras Silvero	GT	1	40	3	1:35.188			145.6
2	415	FALIGAND JEREMY	PORSCHE 992 CUP	Faliqand - Bernier	GT	2	64	3	1:35.189	0.001	0.001	145.6
3	113	BAPORO MOTORSPORT	PORSCHE 992 CUP	Vinves - Font	GT	3	68	3	1:35.193	0.005	0.004	145.5
4	123	ESCUADERIA FARAON	RENAULT RS01	Sanabria - Gutierrez	GT	4	14	6	1:35.659	0.471	0.466	144.8
5	122	ALEJANDRO BARAMBIO PEREA	PORCHE 992 CUP	Barambio - Garcia	GT	5	68	49	1:35.934	0.746	0.275	144.4
6	118	ESCUADERIA FARAON	FERRARI 488 Challenge EVO	Fontes - Silvero	GT	6	51	6	1:37.242	2.054	1.308	142.5
7	112	ESCUADERIA FARAON	PORSCHE 992 CUP	Lourinho - Gomez	GT	7	8	3	1:38.398	3.210	1.156	140.8
8	125	MOTOR CLUB SABADELL	Porsche 718 GT4 RS Clubsport	Fuset - Mendieta	CLASE	1	65	49	1:40.134	4.946	1.736	138.4
9	165	ESCUADERIA LA CORUÑA	LIGIER JS2R	Marques - Gomez	CLASE	2	65	7	1:41.122	5.934	0.988	137.0
10	191	VELOSO MOTORSPORT	PORSCHE 991.1 GT3 CUP	Jean-Roch Piat	Gold	GT	8	8	1:45.045	9.857	3.923	131.9
11	81	SKUALO COMPETICION	GINETTA G50 GT4	Juan Carlos Arias	CLASE	1	29	23	1:47.378	12.190	2.333	129.0
12	15	LURAUTO K.K.	BMW M2 CS RACING	Gorostiza - Chillida	Gold	CLASE	2	27	1:48.318	13.130	0.940	127.9
13	56	MOTOR CLUB SABADELL	RENAULT CLIO CUP IV	Javier Cicuendez Galleao	D3	1	62	41	1:50.304	15.116	1.986	125.6
14	82	AUTOMÓVIL CLUB ALICANTE	Mazda MX5 ND1	Hector Palacios Vazquez	Gold	D4	1	60	1:50.376	15.188	0.072	125.5
15	40	MOTOR CLUB SABADELL	RENAULT CLIO CUP IV	Jose Palomar Maroto	D3	2	61	41	1:50.406	15.218	0.030	125.5
16	60	MOTOR CLUB SABADELL	RENAULT CLIO CUP IV	Josep Borrell Daniel	D3	3	60	41	1:50.701	15.513	0.295	125.2
17	18	C.D.PLEMAR SPORT	RENAULT CLIO CUP IV	Lopez - Rodriguez	Gold	D3	4	61	1:51.997	16.809	1.296	123.7
18	41	ESCUADERIA LA CORUÑA	RENAULT CLIO CUP V	Alejandro Iribas Estrada	Silver	D4	2	60	1:52.691	17.503	0.694	122.9
19	9	BALBOR MOTORSPORT C.A.	RENAULT CLIO CUP IV	Albors - Lopez	Gold	D3	5	36	1:53.328	18.140	0.637	122.2





Circuito de Madrid Jarama - RACE

CER

Carrera (2H+1V)

Distancia y Velocidad Media

Circuito de Madrid Jarama-RACE 3.850 m.



Cls	Nº	Equipo/Concursante	Piloto 1	Piloto 2	Vehiculo	Cat	Cls	Vtas.	Distancia	Tiempo Total	Km/h
1	113	BAPORO MOTORSPORT	Joan Vinyes Dabad	Jaume Font Casas	PORSCHE 992 CUP	GT	1	68	261.80	2:02:22.186	128.3
2	122	ALEJANDRO BARAMBIO PEREA	Alejandro Barambio Perea	Borja Garcia Menendez	PORCHE 992 CUP	GT	2	68	261.80	2:02:36.056	128.1
3	125	MOTOR CLUB SABADELL	Jordi Fuset Sala	Lorenzo Mendieta Sola	Porsche 718 GT4 RS Clubsport	CLASE	1	65	250.25	2:02:44.366	122.3
4	165	ESCUADERIA LA CORUÑA	Pere Marques Vancells	Jose A. Gomez Gutierrez	LIGIER JS2R	CLASE	2	65	250.25	2:03:49.848	121.2
5	415	FALIGAND JEREMY	Jeremy Faligand	Victor Bernier	PORSCHE 992 CUP	GT	3	64	246.40	2:02:47.786	120.3
6	56	MOTOR CLUB SABADELL	Javier Cicuendez Gallego		RENAULT CLIO CUP IV	D3	1	62	238.70	2:03:25.221	116.0
7	18	C.D.PLEMAR SPORT	Jose Luis Lopez Valdivielso	JF Alvaro Rodriguez Sastre	RENAULT CLIO CUP IV	D3	2	61	234.85	2:03:11.670	114.3
8	40	MOTOR CLUB SABADELL	Jose Palomar Maroto		RENAULT CLIO CUP IV	D3	3	61	234.85	2:03:18.114	114.2
9	60	MOTOR CLUB SABADELL	Josep Borrell Daniel		RENAULT CLIO CUP IV	D3	4	60	231.00	2:02:56.952	112.7
10	82	AUTOMÓVIL CLUB ALICANTE	Hector Palacios Vazquez	JF	Mazda MX5 ND1	D4	1	60	231.00	2:03:15.691	112.4
11	41	ESCUADERIA LA CORUÑA	Alejandro Iribas Estrada	JR	RENAULT CLIO CUP V	D4	2	60	231.00	2:03:26.996	112.2
12	118	ESCUADERIA FARAON	Alvaro Fontes Blanco	Pedro M. Silvero Castilla	FERRARI 488 Challenge EVO	GT	4	51	196.35	1:44:56.501	112.2
Not classified: (Requirements: 75% of number laps of leader = 51 Laps)											
100		ESCUADERIA FARAON	Pablo V. Bras Silvero		PORSCHE 992 CUP	GT	5	40	154.00	1:16:59.453	120.0
9		BALBOR MOTORSPORT C.A.	Jose Luis Albors Aleixandre	JF German Lopez Balboa	RENAULT CLIO CUP IV	D3	5	36	138.60	1:16:53.461	108.1
81		SKUALO COMPETICION	Juan Carlos Arias		GINETTA G50 GT4	CLASE	1	29	111.65	1:41:53.996	65.7
15		LURAUTO K.K.	Asier Gorostiza Telleria	JF Luis Chillida Belzunce	JF BMW M2 CS RACING	CLASE	2	27	103.95	53:05.355	117.4
123		ESCUADERIA FARAON	Agustin Sanabria Crespo	Françes Gutierrez	RENAULT RS01	GT	6	14	53.90	22:51.830	141.4
112		ESCUADERIA FARAON	Pedro M. Lourinho Bras	Miguel Gomez Guillen	PORSCHE 992 CUP	GT	7	8	30.80	13:23.230	138.0
191		VELOSO MOTORSPORT	Jean-Roch Piat	JF	PORSCHE 991.1 GT3 CUP	GT	8	8	30.80	14:49.969	124.5





Circuito de Madrid Jarama - RACE

CER

Carrera (2H+1V)

Tiempos Por Vuelta



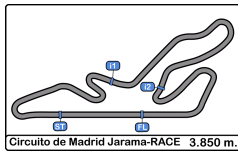
9	Jose Luis Albors Aleixandre	RENAULT CLIO CUP IV	15	Asier Gorostiza Telleria	BMW M2 CS RACING
D3	German Lopez Balboa	BALBOR MOTORSPORT C.A.	CLASE 2	Luis Chillida Belzunce	LURAUTO K.K.

Vta	D	Tiempo	Sector 1	Sector 2	Sector 3	T. Spd	Elapsed	Vta	D	Tiempo	Sector 1	Sector 2	Sector 3	T. Spd	Elapsed
1		2:04.788	53.633	39.133	32.022	171.4	2:04.788	1		1:58.151	50.056	36.827	31.268	175.3	1:58.151
2		1:53.648	43.546	38.269	31.833	204.1	3:58.436	2		1:49.975	41.747	36.839	31.389	230.2	3:48.126
3		1:53.341	43.808	37.560	31.973	206.1	5:51.777	3		1:50.258	42.455	36.435	31.368	195.2	5:38.384
4		1:54.743	43.734	38.898	32.111	205.7	7:46.520	4		1:49.461	42.228	36.320	30.913	197.4	7:27.845
5		1:55.679	44.265	38.902	32.512	206.1	9:42.199	5		1:49.764	42.204	36.462	31.098	202.2	9:17.609
6		1:56.134	45.087	38.764	32.283	206.1	11:38.333	6		1:48.563	41.957	36.218	30.388	203.3	11:06.172
7		1:53.784	43.796	37.972	32.016	201.8	13:32.117	7		1:48.386	41.300	35.647	31.439	215.5	12:54.558
8		1:53.763	43.819	37.945	31.999	204.1	15:25.880	8		1:49.479	41.291	37.316	30.872	227.8	14:44.037
9		1:54.828	43.924	37.879	33.025	202.2	17:20.708	9		1:48.318	41.463	35.814	31.041	213.8	16:32.355
10		1:54.631	43.673	38.456	32.502	201.8	19:15.339	10		1:50.058	42.498	36.905	30.655	176.7	18:22.413
11		1:55.480	43.936	39.167	32.377	201.1	21:10.819	11		1:50.683	41.906	37.410	31.367	190.1	20:13.096
12		1:56.024	44.794	38.208	33.022	196.3	23:06.843	12		1:50.881	42.826	36.940	31.115	203.7	22:03.977
13		2:17.867	44.546	39.339	53.982	201.8	25:24.710	13		1:51.801	43.517	37.024	31.260	202.6	23:55.778
14		2:01.179	44.943	40.018	36.218	194.2	27:25.889	14		1:54.790	42.518	37.800	34.472	200.7	25:50.568
15		2:11.731 P	45.810	41.089	44.832	191.8	29:37.620	15		2:03.855	44.434	44.132	35.289	201.4	27:54.423
16		5:36.338	4:19.400	40.915	36.023	88.8	35:13.958	16		2:24.213	1:04.460	43.059	36.694	144.0	30:18.636
17		3:07.653	1:05.947	1:05.041	56.665	98.7	38:21.611	17		2:01.768	45.552	40.976	35.240	161.9	32:20.404
18		1:55.336	44.416	38.579	32.341	195.2	40:16.947	18		2:50.098	45.979	59.752	1:04.367	180.0	35:10.502
19		1:56.517	45.202	38.995	32.320	200.0	42:13.464	19		3:08.797	1:06.503	1:05.701	56.593	94.4	38:19.299
20		1:55.824	44.174	38.703	32.947	202.2	44:09.288	20		1:52.229	43.812	37.355	31.062	191.4	40:11.528
21		1:57.227	44.502	39.362	33.363	201.4	46:06.515	21		1:50.588	42.522	36.791	31.275	203.0	42:02.116
22		1:56.947	44.503	38.641	33.803	202.2	48:03.462	22		1:50.664	42.620	36.748	31.296	198.8	43:52.780
23		2:04.931 P	44.608	40.358	39.965	201.8	50:08.393	23		1:50.635	42.842	36.607	31.186	206.8	45:43.415
24		3:26.317	2:14.474	39.300	32.543	100.7	53:34.710	24		1:51.200	43.016	36.828	31.356	193.8	47:34.615
25		1:53.493	43.619	37.687	32.187	199.2	55:28.203	25		1:49.141	42.339	36.201	30.601	189.1	49:23.756
26		1:53.398	43.791	37.825	31.782	200.3	57:21.601	26		1:50.274	43.021	36.076	31.177	213.8	51:14.030
27		1:53.328	43.604	37.781	31.943	202.2	59:14.929	27		1:51.325	42.705	37.365	31.255	193.2	53:05.355
28		1:54.879	43.715	38.012	33.152	202.2	1:01:09.808	28			42.135	45.366		203.7	

18	Jose Luis Lopez Valdivielso	RENAULT CLIO CUP IV		Alvaro Rodriguez Sastre	C.D.PLEMAR SPORT
	D3				

Vta	D	Tiempo	Sector 1	Sector 2	Sector 3	T. Spd	Elapsed
1		2:04.093	53.152	38.939	32.002	169.8	2:04.093
2		1:53.661	43.574	38.305	31.782	201.8	3:57.754
3		1:53.245	43.589	37.830	31.826	202.6	5:50.999
4		1:54.831	43.512	39.302	32.017	204.1	7:45.830
5		1:55.633	44.925	38.266	32.442	203.7	9:41.463
6		1:58.194	44.896	41.250	32.048	202.6	11:39.657
7		1:53.631	43.634	38.070	31.927	205.7	13:33.288
8		1:53.795	43.535	38.155	32.105	204.1	15:27.083
9		1:54.483	43.739	38.468	32.276	201.4	17:21.566
10		1:54.520	43.750	38.222	32.548	204.9	19:16.086
11		1:55.675	43.944	39.238	32.493	196.3	21:11.761
12		1:55.723	44.749	38.170	32.804	181.8	23:07.484
13		1:59.148	45.337	39.060	34.751	203.0	25:06.632
14		1:57.501	43.857	38.592	35.052	200.3	27:04.133
15		2:07.469 P	45.108	38.943	43.418	189.8	29:11.602
16		6:00.348	4:20.613	38.476	1:01.259	92.6	35:11.950
17		3:09.047	1:06.966	1:05.309	56.772	99.2	38:20.997
18		1:54.227	44.033	38.150	32.044	199.2	40:15.224
19		1:55.366	43.994	37.909	33.463	201.8	42:10.590
20		1:55.198	44.249	38.276	32.673	187.5	44:05.788
21		1:54.860	43.800	38.636	32.424	200.0	46:00.648
22		1:54.931	44.161	38.514	32.256	193.2	47:55.579
23		1:56.277	44.188	39.797	32.292	200.3	49:51.856





Circuito de Madrid Jarama - RACI

CER

Carrera (2H+1V)

Tiempos Por Vuelta



82

Hector Palacios Vazquez

Mazda MX5 ND1

82

Hector Palacios Vazquez

Mazda MX5 ND1

D4

AUTOMÓVIL CLUB ALICANTE

D4

AUTOMÓVIL CLUB ALICANTE

Vta	D	Tiempo	Sector 1	Sector 2	Sector 3	T. Spd	Elapsed	Vta	D	Tiempo	Sector 1	Sector 2	Sector 3	T. Spd	Elapsed
1		2:05.811	54.169	39.820	31.822	169.8	2:05.811	56		1:52.399	43.478	37.516	31.405	198.1	1:55:45.993
2		1:53.259	43.291	38.338	31.630	204.9	3:59.070	57		1:52.104	43.318	37.037	31.749	191.8	1:57:38.097
3		1:53.020	43.454	38.338	31.228	207.2	5:52.090	58		1:52.355	43.572	37.458	31.325	207.6	1:59:30.452
4		1:52.107	42.853	37.904	31.350	212.5	7:44.197	59		1:52.006	43.430	37.282	31.294	200.7	2:01:22.458
5		1:51.640	43.192	37.329	31.119	200.7	9:35.837	60		1:53.233	44.458	37.248	31.527	196.7	2:03:15.691

100

Pablo V. Bras Silvero

PORSCHE 992 CUP

GT

ESCUADERIA FARAON

Vta	D	Tiempo	Sector 1	Sector 2	Sector 3	T. Spd	Elapsed	Vta	D	Tiempo	Sector 1	Sector 2	Sector 3	T. Spd	Elapsed		
1		1:42.763	43.208	32.306	27.249		1:42.763	1		1:42.763	43.208	32.306	27.249		1:42.763		
2		1:35.990	37.162		2:03.239	240.5	3:18.753	2		1:35.990	37.162		2:03.239	240.5	3:18.753		
3		1:35.188	36.717		3:38.427	241.0	4:53.941	3		1:35.188	36.717		3:38.427	241.0	4:53.941		
4		1:36.771	37.460		5:15.198	242.1	6:30.712	4		1:36.771	37.460		5:15.198	242.1	6:30.712		
5		1:37.824	38.421	32.256	27.147	237.8	8:08.536	5		1:37.824	38.421	32.256	27.147	237.8	8:08.536		
6		1:36.763	37.422	31.956	27.385	243.2	9:45.299	6		1:36.763	37.422	31.956	27.385	243.2	9:45.299		
7		1:38.795	38.598	32.299	27.898	232.7	11:24.094	7		1:38.795	38.598	32.299	27.898	232.7	11:24.094		
8		1:38.296	39.016		2:06.194		13:02.390	8		1:38.296	39.016		2:06.194		13:02.390		
9		1:38.558	37.606	33.222	27.730	241.0	14:40.948	9		1:38.558	37.606	33.222	27.730	241.0	14:40.948		
10		1:37.823	38.101	32.339	27.383	240.0	16:18.771	10		1:37.823	38.101	32.339	27.383	240.0	16:18.771		
11		1:38.939	38.696		2:06.322	234.2	17:57.710	11		1:38.939	38.696		2:06.322	234.2	17:57.710		
12		1:38.908	38.029		3:45.230	238.9	19:36.618	12		1:38.908	38.029		3:45.230	238.9	19:36.618		
13		1:37.983	37.863		5:23.213	237.8	21:14.601	13		1:37.983	37.863		5:23.213	237.8	21:14.601		
14		1:38.832	39.102		7:02.045	215.1	22:53.433	14		1:38.832	39.102		7:02.045	215.1	22:53.433		
15		1:39.131	38.278	33.087	27.766	237.3	24:32.564	15		1:39.131	38.278	33.087	27.766	237.3	24:32.564		
16		1:43.420	38.008	34.008	31.404	239.4	26:15.984	16		1:43.420	38.008	34.008	31.404	239.4	26:15.984		
17		1:49.841	40.284	36.945	32.612	234.2	28:05.825	17		1:49.841	40.284	36.945	32.612	234.2	28:05.825		
18		3:34.517	1:06.520	1:20.546	1:07.451	146.7	31:40.342	18		3:34.517	1:06.520	1:20.546	1:07.451	146.7	31:40.342		
19		3:19.936	1:08.753	1:06.186	1:04.997	84.4	35:00.278	19		3:19.936	1:08.753	1:06.186	1:04.997	84.4	35:00.278		
20		3:14.214	1:08.000	1:06.149	1:00.065	97.7	38:14.492	20		3:14.214	1:08.000	1:06.149	1:00.065	97.7	38:14.492		
21		1:41.203	39.529	33.592	28.082	222.6	39:55.695	21		1:41.203	39.529	33.592	28.082	222.6	39:55.695		
22		1:37.788	37.879		2:05.870	237.3	41:33.483	22		1:37.788	37.879		2:05.870	237.3	41:33.483		
23		1:37.422	37.664		3:43.292	240.0	43:10.905	23		1:37.422	37.664		3:43.292	240.0	43:10.905		
24		1:37.597	37.783	32.130	27.684	240.0	44:48.502	24		1:37.597	37.783	32.130	27.684	240.0	44:48.502		
25		1:38.059	38.066	32.348	27.645	235.2	46:26.561	25		1:38.059	38.066	32.348	27.645	235.2	46:26.561		
26		1:37.788	37.858	32.283	27.647	239.4	48:04.349	26		1:37.788	37.858	32.283	27.647	239.4	48:04.349		
27		2:48.117	P	38.187	32.592	1:37.338	241.6	50:52.466	27		2:48.117	P	38.187	32.592	1:37.338	241.6	50:52.466
28		1:53.473	52.374	33.272	27.827	116.2	52:45.939	28		1:53.473	52.374	33.272	27.827	116.2	52:45.939		
29		1:38.342	37.980	32.611	27.751	239.4	54:24.281	29		1:38.342	37.980	32.611	27.751	239.4	54:24.281		
30		1:38.271	38.157		2:06.022	232.2	56:02.552	30		1:38.271	38.157		2:06.022	232.2	56:02.552		
31		1:39.102	38.024		3:45.124	241.0	57:41.654	31		1:39.102	38.024		3:45.124	241.0	57:41.654		
32		1:38.928	38.486	32.611	27.831	241.0	59:20.582	32		1:38.928	38.486	32.611	27.831	241.0	59:20.582		
33		1:38.645	38.178	32.694	27.773	243.2	1:00:59.227	33		1:38.645	38.178	32.694	27.773	243.2	1:00:59.227		
34		1:48.949	P	38.170	2:16.722	237.3	1:02:48.176	34		1:48.949	P	38.170	2:16.722	237.3	1:02:48.176		
35		5:59.356	4:52.141	34.869	32.346	102.8	1:08:47.532	35		5:59.356	4:52.141	34.869	32.346	102.8	1:08:47.532		
36		1:41.239	39.162	33.941	28.136	216.8	1:10:28.771	36		1:41.239	39.162	33.941	28.136	216.8	1:10:28.771		
37		1:37.811	38.067	32.145	27.599	227.8	1:12:06.582	37		1:37.811	38.067	32.145	27.599	227.8	1:12:06.582		
38		1:37.928	38.052	32.050	27.826	234.2	1:13:44.510	38		1:37.928	38.052	32.050	27.826	234.2	1:13:44.510		
39		1:37.505	37.562	32.372	27.571	237.3	1:15:22.015	39		1:37.505	37.562	32.372	27.571	237.3	1:15:22.015		
40		1:37.438	37.782		2:05.009	238.4	1:16:59.453	40		1:37.438	37.782		2:05.009	238.4	1:16:59.453		
41			37.590		240.0			41			37.590		240.0				





Circuito de Madrid Jarama - RACI

CER

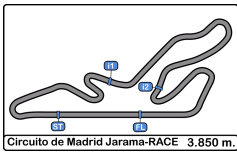
Carrera (2H+1V)

Tiempos Por Vuelta



112							113								
Pedro M. Lourinho Bras			PORSCHÉ 992 CUP				Joan Vinyes Dabad			PORSCHÉ 992 CUP					
GT			ESCUDERIA FARAON				GT			BAPORO MOTORSPORT					
Miguel Gomez Guillen							Jaume Font Casas								
Vta	D	Tiempo	Sector 1	Sector 2	Sector 3	T. Spd	Elapsed	Vta	D	Tiempo	Sector 1	Sector 2	Sector 3	T. Spd	Elapsed
1		1:48.322	45.984		1:48.322		1:48.322	43		1:37.575	37.956	32.236	27.383	246.5	1:21:45.077
2		1:41.699	41.692		3:30.021	237.3	3:30.021	44		1:37.797	38.419	32.070	27.308	247.7	1:23:22.874
3		1:38.398	37.991	32.288	28.119	235.2	5:08.419	45		1:36.583	37.793	31.540	27.250	249.4	1:24:59.457
4		1:38.565	37.865		2:06.684	240.0	6:46.984	46		1:35.902	37.221	31.584	27.097	247.1	1:26:35.359
5		1:38.644	37.836		3:45.328	237.8	8:25.628	47		1:36.240	37.351	31.631	27.258	246.0	1:28:11.599
6		1:38.495	37.904		5:23.823		10:04.123	48		1:36.338	37.471	31.567	27.300	248.8	1:29:47.937
7		1:38.652	38.104		7:02.475		11:42.775	49		1:37.663	37.574	32.330	27.759	248.8	1:31:25.600
8		1:40.455	39.386		8:42.930	242.1	13:23.230	50		1:37.207	37.745	31.931	27.531	245.4	1:33:02.807
9			38.147					51		1:37.091	37.660	31.910	27.521	251.1	1:34:39.898
113							113								
Joan Vinyes Dabad			PORSCHÉ 992 CUP				Jaume Font Casas			BAPORO MOTORSPORT					
GT			BAPORO MOTORSPORT				GT			BAPORO MOTORSPORT					
Vta	D	Tiempo	Sector 1	Sector 2	Sector 3	T. Spd	Elapsed	Vta	D	Tiempo	Sector 1	Sector 2	Sector 3	T. Spd	Elapsed
1		1:41.272	42.560	31.756	26.956	212.1	1:41.272	52		1:38.065	37.851	32.852	27.362	246.0	1:36:17.963
2		1:35.229	37.126	31.098	27.005	248.8	3:16.501	53		1:36.894	37.622	31.759	27.513	246.5	1:37:54.857
3		1:35.193	37.030	31.317	26.846	251.1	4:51.694	54		1:37.199	37.868	31.786	27.545	244.3	1:39:32.056
4		1:35.443	37.242	31.148	27.053	250.0	6:27.137	55		1:37.326	38.329	31.603	27.394	234.2	1:41:09.382
5		1:35.959	37.373	31.490	27.096	248.2	8:03.096	56		1:36.562	37.638	31.617	27.307	248.2	1:42:45.944
6		1:36.566	37.498	31.415	27.653	250.0	9:39.662	57		1:39.203	38.122	33.326	27.755	251.1	1:44:25.147
7		1:37.486	38.107	31.895	27.484	251.1	11:17.148	58		1:37.540	38.079	31.812	27.649	244.8	1:46:02.687
8		1:37.398	37.497	31.413	28.488	248.8	12:54.546	59		1:38.364	39.173	31.692	27.499	240.0	1:47:41.051
9		1:37.969	37.799	32.562	27.608	246.5	14:32.515	60		1:37.284	37.945	31.794	27.545	241.6	1:49:18.335
10		1:36.990	37.618	31.838	27.534	249.4	16:09.505	61		1:36.933	37.752	31.780	27.401	246.5	1:50:55.268
11		1:36.978	37.691	31.732	27.555	248.8	17:46.483	62		1:37.001	37.881	31.619	27.501	247.1	1:52:32.269
12		1:38.545	37.950	32.963	27.632	248.2	19:25.028	63		1:38.226	38.061	32.021	28.144	243.7	1:54:10.495
13		1:39.374	37.852	33.994	27.528	250.0	21:04.402	64		1:37.747	38.582	31.854	27.311	243.7	1:55:48.242
14		1:38.122	38.083	32.269	27.770	247.1	22:42.524	65		1:39.109	38.432	33.108	27.569	242.1	1:57:27.351
15		1:39.534	38.721	33.153	27.660	251.1	24:22.058	66		1:38.297	38.097	32.545	27.655	243.7	1:59:05.648
16		1:41.335	37.986	34.298	29.051	244.3	26:03.393	67		1:37.623	38.031	32.069	27.523	242.6	2:00:43.271
17		1:54.777	38.948	41.381	34.448	246.5	27:58.170	68		1:38.915	38.556	32.091	28.268	236.3	2:02:22.186
18		3:40.186	1:12.255	1:19.563	1:08.368	125.2	31:38.356								
19		3:20.155	1:09.077	1:05.555	1:05.523	88.9	34:58.511								
20		3:14.255	1:08.168	1:05.662	1:00.425	134.8	38:12.766								
21		1:39.413	38.964	32.850	27.599	237.3	39:52.179								
22		1:37.334	37.857	31.887	27.590	249.4	41:29.513								
23		1:37.509	37.944	32.131	27.434	248.8	43:07.022								
24		1:37.491	38.061	31.887	27.543	247.7	44:44.513								
25		1:37.667	38.250	31.791	27.626	247.7	46:22.180								
26		1:37.958	38.000	32.130	27.828	246.0	48:00.138								
27		1:39.488	38.373	32.497	28.618	248.8	49:39.626								
28		1:38.951	38.357	32.727	27.867	245.4	51:18.577								
29		1:39.725	39.403	32.477	27.845	247.7	52:58.302								
30		1:38.865	38.792	32.174	27.899	244.3	54:37.167								
31		1:38.553	38.426	32.097	28.030	247.7	56:15.720								
32		1:42.954	38.822	35.884	28.248	248.8	57:58.674								
33		1:39.509	38.295	32.951	28.263	246.5	59:38.183								
34		1:45.603 P	38.522	32.857	34.224	247.1	1:01:23.786								
35		2:58.012	1:55.748	33.697	28.567	123.0	1:04:21.798								
36		1:42.530	39.968	33.885	28.677	221.3	1:06:04.328								
37		1:41.603	40.121	33.149	28.333	238.9	1:07:45.931								
38		1:41.564	39.842	33.398	28.324	243.2	1:09:27.495								
39		1:46.569 P	39.407	33.253	33.909	240.0	1:11:14.064								
40		5:36.282	4:35.617	32.923	27.742	101.2	1:16:50.346								
41		1:39.531	38.356	33.361	27.814	233.7	1:18:29.877								
42		1:37.625	38.103	32.082	27.440	240.5	1:20:07.502								





Circuito de Madrid Jarama - RACI

CER

Carrera (2H+1V)

Tiempos Por Vuelta



415

Jeremy Faligand

PORSCHE 992 CUP

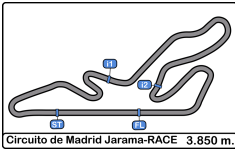
GT

Victor Bernier

FALIGAND JEREMY

Vta	D	Tiempo	Sector 1	Sector 2	Sector 3	T. Spd	Elapsed
35		4:09.594	3:04.784	35.231	29.579	97.2	1:05:04.527
36		1:49.561	39.046	37.818	32.697	225.4	1:06:54.088
37		1:59.822 P	43.230	37.849	38.743	197.8	1:08:53.910
38		6:30.233 P	5:14.610	38.631	36.992	83.7	1:15:24.143
39		3:39.010	2:32.425	36.109	30.476	113.0	1:19:03.153
40		1:52.684 P	40.232	36.751	35.701	239.4	1:20:55.837
41		2:32.796	1:27.696	35.504	29.596	111.3	1:23:28.633
42		1:42.993	39.198	34.552	29.243	236.8	1:25:11.626
43		1:42.651	39.272	34.312	29.067	216.4	1:26:54.277
44		1:42.712	39.352	33.955	29.405	232.2	1:28:36.989
45		1:43.077	39.176	34.885	29.016	239.4	1:30:20.066
46		1:41.561	38.832	33.752	28.977	242.6	1:32:01.627
47		1:42.178	38.919	34.102	29.157	231.2	1:33:43.805
48		1:42.784	39.098	34.478	29.208	235.8	1:35:26.589
49		1:41.925	39.030	33.779	29.116	243.2	1:37:08.514
50		1:43.712	39.834	34.583	29.295	215.5	1:38:52.226
51		1:43.315	39.686	34.233	29.396	233.7	1:40:35.541
52		1:42.794	39.314	34.328	29.152	228.8	1:42:18.335
53		1:45.491	40.358	35.903	29.230	224.0	1:44:03.826
54		1:41.845	39.187	33.911	28.747	238.4	1:45:45.671
55		1:40.796	38.574	33.537	28.685	246.0	1:47:26.467
56		1:40.745	38.702	33.669	28.374	234.7	1:49:07.212
57		1:40.862	38.782	33.296	28.784	246.5	1:50:48.074
58		1:40.671	38.854	33.252	28.565	243.2	1:52:28.745
59		1:41.656	38.725	33.877	29.054	242.1	1:54:10.401
60		1:42.551	39.964	33.711	28.876	219.0	1:55:52.952
61		1:47.375	38.710	38.182	30.483	250.5	1:57:40.327
62		1:43.328	39.799	34.570	28.959	225.0	1:59:23.655
63		1:41.988	39.432	33.834	28.722	244.8	2:01:05.643
64		1:42.143	39.316	33.585	29.242	241.6	2:02:47.786





Circuito de Madrid Jarama - RACE

CER

Carrera (2H+1V)



Análisis

Num	Tiempo Vta.	Dif 1º
118	1:52.184	2 Laps
56	1:50.998	4 Laps
40	1:50.812	5 Laps
415	1:41.925	3 Laps
125	1:40.546	2 Laps
165	1:43.755	2 Laps

Num Tiempo Vta. Dif 1º

Vta 53

113	1:36.894	
41	1:55.284	6 Laps
18	1:53.494	5 Laps
122	1:36.493	25.359
60	1:51.388	6 Laps
82	1:50.376	6 Laps
56	1:51.570	4 Laps
415	1:43.712	3 Laps
40	1:53.014	5 Laps
125	1:41.464	2 Laps
165	1:45.036	2 Laps

Num Tiempo Vta. Dif 1º

Vta 54

113	1:37.199	
81	37:42.915	26 Laps
122	1:38.073	26.233
18	1:53.918	5 Laps
41	1:55.886	6 Laps
60	1:53.288	6 Laps
415	1:43.315	3 Laps
56	1:51.295	4 Laps
125	1:42.604	2 Laps
82	2:22.344	6 Laps
40	1:52.396	5 Laps

Num Tiempo Vta. Dif 1º

Vta 55

113	1:37.326	
165	1:45.236	3 Laps
122	1:36.688	25.595
81	2:16.331	26 Laps
18	1:52.727	5 Laps
60	1:51.304	6 Laps
41	1:55.808	6 Laps
415	1:42.794	3 Laps
125	1:41.020	2 Laps
56	1:51.168	4 Laps
82	1:52.478	6 Laps
40	1:51.947	5 Laps

Num Tiempo Vta. Dif 1º

Vta 56

113	1:36.562	
165	1:43.850	3 Laps
122	1:36.397	25.430
415	1:45.491	3 Laps
18	1:58.521	5 Laps
60	1:59.224	6 Laps
125	1:42.153	2 Laps
41	1:56.266	6 Laps

Num Tiempo Vta. Dif 1º

Vta 57

113	1:39.203	
56	1:53.047	5 Laps
82	1:53.360	7 Laps
40	1:53.354	6 Laps
165	1:43.483	3 Laps
122	1:36.292	22.519
118	8:05.301	6 Laps
415	1:41.845	3 Laps
125	1:41.268	2 Laps
18	1:53.365	5 Laps
60	1:52.634	6 Laps

Num Tiempo Vta. Dif 1º

Vta 58

113	1:37.540	
41	1:55.118	7 Laps
56	1:54.185	5 Laps
82	1:51.936	7 Laps
40	1:51.938	6 Laps
122	1:36.728	21.707
165	1:43.817	3 Laps
415	1:40.796	3 Laps
125	1:40.581	2 Laps

Num Tiempo Vta. Dif 1º

Vta 59

113	1:38.364	
60	1:52.267	7 Laps
18	1:54.180	6 Laps
41	1:55.387	7 Laps
122	1:36.820	20.163
165	1:46.435	3 Laps
56	1:54.465	5 Laps
40	1:52.685	6 Laps
82	1:53.577	7 Laps
415	1:40.745	3 Laps
125	1:40.770	2 Laps

Num Tiempo Vta. Dif 1º

Vta 60

113	1:37.284	
122	1:36.843	19.722
60	1:52.022	7 Laps
18	1:53.341	6 Laps
41	1:55.666	7 Laps
165	1:42.919	3 Laps
82	1:52.644	7 Laps
40	1:53.235	6 Laps
56	1:55.076	5 Laps
415	1:40.862	3 Laps
125	1:40.991	2 Laps

Num Tiempo Vta. Dif 1º

Vta 61

113	1:36.933	
122	1:36.549	19.338
60	1:52.911	7 Laps
165	1:43.611	3 Laps
18	1:53.930	6 Laps

Num Tiempo Vta. Dif 1º

41	1:55.483	7 Laps
82	1:52.003	7 Laps
40	1:52.630	6 Laps
56	1:52.488	5 Laps
415	1:40.671	3 Laps
125	1:40.815	2 Laps

Num Tiempo Vta. Dif 1º

Vta 62

113	1:37.001	
122	1:36.214	18.551
165	1:44.425	3 Laps
60	1:54.243	7 Laps
18	1:54.539	6 Laps
41	1:55.394	7 Laps
82	1:51.857	7 Laps
40	1:52.122	6 Laps
56	1:51.816	5 Laps
415	1:41.656	3 Laps

Num Tiempo Vta. Dif 1º

Vta 63

113	1:38.226	
125	1:42.098	3 Laps
122	1:36.486	16.811
165	1:44.318	3 Laps
60	1:52.823	7 Laps
18	1:54.955	6 Laps
41	1:55.787	7 Laps
82	1:52.399	7 Laps
40	1:51.661	6 Laps
56	1:52.071	5 Laps

Num Tiempo Vta. Dif 1º

Vta 64

113	1:37.747	
415	1:42.551	4 Laps
125	1:41.480	3 Laps
122	1:36.474	15.538
165	1:44.017	3 Laps
60	1:53.138	7 Laps
18	1:55.608	6 Laps

Num Tiempo Vta. Dif 1º

Vta 65

113	1:39.109	
41	1:56.212	8 Laps
125	1:42.415	3 Laps
82	1:52.104	8 Laps
40	1:52.318	7 Laps
56	1:52.128	6 Laps
415	1:47.375	4 Laps
122	1:36.647	13.076
165	1:44.456	3 Laps

Num Tiempo Vta. Dif 1º

Vta 66

113	1:38.297	
60	1:53.688	8 Laps
125	1:41.946	3 Laps

Num Tiempo Vta. Dif 1º

18	1:54.166	7 Laps
122	1:40.512	15.291
415	1:43.328	4 Laps
82	1:52.355	8 Laps
40	1:52.545	7 Laps
56	1:52.703	6 Laps
41	1:57.418	8 Laps
165	1:44.469	3 Laps

Num Tiempo Vta. Dif 1º

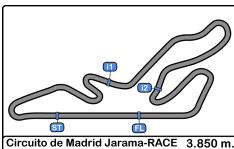
Vta 67

113	1:37.623	
122	1:38.015	15.683
125	1:42.882	3 Laps
60	1:52.059	8 Laps
415	1:41.988	4 Laps
18	1:55.372	7 Laps
82	1:52.006	8 Laps
40	1:52.179	7 Laps
56	1:52.323	6 Laps
41	1:55.942	8 Laps
165	1:44.830	3 Laps

Num Tiempo Vta. Dif 1º

Vta 68

113	1:38.915	
122	1:37.102	13.870
125	1:42.298	3 Laps
415	1:42.143	4 Laps
60	1:54.618	8 Laps
18	1:56.836	7 Laps
82	1:53.233	8 Laps
40	1:54.446	7 Laps
56	2:00.458	6 Laps
41	1:56.535	8 Laps
165	1:44.550	3 Laps



Circuito de Madrid Jarama - RACE

CER

Carrera (2H+1V)

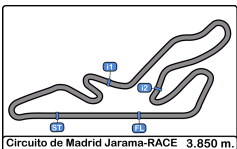
Mejores Sectores



Circuito de Madrid Jarama-RACE 3.850 m.

Sector - 1			Sector - 2			Sector - 3			Vta. Ideal vs Vta. Mejor			
Clas	Nº Piloto	Tiempo	Nº Piloto	Tiempo	Nº Piloto	Tiempo	Clas	Nº Piloto	Vta. Ideal	Vta. Mejor	Clas	
1	100 Pablo V. Bras Silvero	36.717	113 Vinyes - Font	31.098	415 Faligand - Bernier	26.788	1	113 Vinyes - Font	1:34.974	1:35.193	3	
2	415 Faligand - Bernier	36.733	123 Sanabria - Gutierrez	31.262	113 Vinyes - Font	26.846	2	415 Faligand - Bernier	1:35.067	1:35.189	2	
3	113 Vinyes - Font	37.030	122 Barambio - Garcia	31.484	122 Barambio - Garcia	27.014	3	123 Sanabria - Gutierrez	1:35.659	1:35.659	4	
4	122 Barambio - Garcia	37.266	415 Faligand - Bernier	31.546	123 Sanabria - Gutierrez	27.122	4	122 Barambio - Garcia	1:35.764	1:35.934	5	
5	123 Sanabria - Gutierrez	37.275	118 Fontes - Silvero	31.829	100 Pablo V. Bras Silvero	27.147	5	100 Pablo V. Bras Silvero	1:35.820	1:35.188	1	
6	118 Fontes - Silvero	37.727	100 Pablo V. Bras Silvero	31.956	118 Fontes - Silvero	27.398	6	118 Fontes - Silvero	1:36.954	1:37.242	6	
7	112 Lourinho - Gomez	37.836	112 Lourinho - Gomez	32.288	112 Lourinho - Gomez	28.119	7	112 Lourinho - Gomez	1:38.243	1:38.398	7	
8	125 Fuset - Mendieta	38.586	125 Fuset - Mendieta	32.864	125 Fuset - Mendieta	28.317	8	125 Fuset - Mendieta	1:39.767	1:40.134	8	
9	165 Marques - Gomez	38.971	165 Marques - Gomez	33.528	165 Marques - Gomez	28.507	9	165 Marques - Gomez	1:41.006	1:41.122	9	
10	191 Jean-Roch Piat	40.154	191 Jean-Roch Piat	35.037	191 Jean-Roch Piat	29.528	10	191 Jean-Roch Piat	1:44.719	1:45.045	10	
11	81 Juan Carlos Arias	41.001	15 Gorostiza - Chillida	35.647	81 Juan Carlos Arias	30.077	11	81 Juan Carlos Arias	1:46.854	1:47.378	11	
12	15 Gorostiza - Chillida	41.291	81 Juan Carlos Arias	35.776	15 Gorostiza - Chillida	30.388	12	15 Gorostiza - Chillida	1:47.326	1:48.318	12	
13	40 Jose Palomar Maroto	42.137	82 Hector Palacios Vazquez	36.631	56 Javier Cicuendez Gallego	31.055	13	40 Jose Palomar Maroto	1:50.149	1:50.406	15	
14	56 Javier Cicuendez Gallego	42.324	56 Javier Cicuendez Gallego	36.800	82 Hector Palacios Vazquez	31.093	14	56 Javier Cicuendez Gallego	1:50.179	1:50.304	13	
15	60 Josep Borrell Daniel	42.413	60 Josep Borrell Daniel	36.841	40 Jose Palomar Maroto	31.104	15	82 Hector Palacios Vazquez	1:50.263	1:50.376	14	
16	82 Hector Palacios Vazquez	42.539	40 Jose Palomar Maroto	36.908	60 Josep Borrell Daniel	31.148	16	60 Josep Borrell Daniel	1:50.402	1:50.701	16	
17	41 Alejandro Iribas Estrada	43.037	18 Lopez - Rodriguez	37.145	18 Lopez - Rodriguez	31.412	17	18 Lopez - Rodriguez	1:51.660	1:51.997	17	
18	18 Lopez - Rodriguez	43.103	9 Albors - Lopez	37.560	41 Alejandro Iribas Estrada	31.653	18	41 Alejandro Iribas Estrada	1:52.332	1:52.691	18	
19	9 Albors - Lopez	43.546	41 Alejandro Iribas Estrada	37.642	9 Albors - Lopez	31.782	19	9 Albors - Lopez	1:52.888	1:53.328	19	





Circuito de Madrid Jarama - RACE

CER

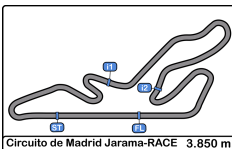
Carrera (2H+1V)

Secuencia Líder



Nº	Equipo/Concursante	Piloto 1	Piloto 2	Vehículo	Cat	Vta. Inicio	Vta. Fin	Vtas.	Total Vtas.
113	BAPORO MOTORSPORT	Joan Vinyes Dabad	Jaume Font Casas	PORSCHE 992 CUP	GT	1	14	14	14
415	FALIGAND JEREMY	Jeremy Faligand	Victor Bernier	PORSCHE 992 CUP	GT	15	34	20	20
118	ESCUDERIA FARAON	Alvaro Fontes Blanco	Pedro M. Silvero Castilla	FERRARI 488 Challenge EVO	GT	35	40	6	6
125	MOTOR CLUB SABADELL	Jordi Fuset Sala	Lorenzo Mendieta Sola	Porsche 718 GT4 RS Clubsport	CLASE	41	42	2	2
113	BAPORO MOTORSPORT	Joan Vinyes Dabad	Jaume Font Casas	PORSCHE 992 CUP	GT	43	68	26	40





Circuito de Madrid Jarama - RACE

CER

Carrera (2H+1V)

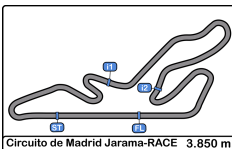
5 Mejores Tiempos



Circuito de Madrid Jarama-RACE 3.850 m.

Cl	Nº	Equipo/Concursante	Piloto 1	Piloto 2	Vehiculo	Cat	Cl	Mejor 1		Mejor 2		Mejor 3		Mejor 4		Mejor 5	
								Tiempo	Vta	Tiempo	Vta	Tiempo	Vta	Tiempo	Vta	Tiempo	Vta
1	100	ESCUADERIA FARAON	Pablo V. Bras Silvero		PORSCHE 992 CUP	GT	1	1:35.188	3	1:35.990	2	1:36.763	6	1:36.771	4	1:37.422	23
2	415	FALIGAND JEREMY	Jeremy Faligand	Victor Bernier	PORSCHE 992 CUP	GT	2	1:35.189	3	1:35.712	23	1:35.719	24	1:35.722	25	1:35.792	11
3	113	BAPORO MOTORSPORT	Joan Vinyes Dabad	Jaume Font Casas	PORSCHE 992 CUP	GT	3	1:35.193	3	1:35.229	2	1:35.443	4	1:35.902	46	1:35.959	5
4	123	ESCUADERIA FARAON	Agustin Sanabria Crespo	Françes Gutierrez	RENAULT RS01	GT	4	1:35.659	6	1:36.207	3	1:36.481	4	1:36.547	5	1:37.238	9
5	122	ALEJANDRO BARAMBIO PERE	Alejandro Barambio Perea	Borja Garcia Menendez	PORSCHE 992 CUP	GT	5	1:35.934	49	1:36.091	46	1:36.147	50	1:36.214	62	1:36.292	57
6	118	ESCUADERIA FARAON	Alvaro Fontes Blanco	Pedro M. Silvero Castilla	FERRARI 488 Challenge EVO	GT	6	1:37.242	6	1:37.254	3	1:37.573	5	1:37.737	4	1:37.810	2
7	112	ESCUADERIA FARAON	Pedro M. Lourinho Bras	Miguel Gomez Guillen	PORSCHE 992 CUP	GT	7	1:38.398	3	1:38.495	6	1:38.565	4	1:38.644	5	1:38.652	7
8	125	MOTOR CLUB SABADELL	Jordi Fuset Sala	Lorenzo Mendieta Sola	Porsche 718 GT4 RS Clubsport	CLASE 1	1	1:40.134	49	1:40.268	47	1:40.325	45	1:40.546	50	1:40.581	56
9	165	ESCUADERIA LA CORUÑA	Pere Marques Vancells	Jose A. Gomez Gutierrez	LIGIER JS2R	CLASE 1	2	1:41.122	7	1:41.203	5	1:41.347	6	1:41.569	4	1:42.590	3
10	191	VELOSO MOTORSPORT	Jean-Roch Piat	JF	PORSCHE 991.1 GT3 CUP	GT	8	1:45.045	2	1:45.556	7	1:45.585	4	1:45.895	5	1:48.049	3
11	81	SKUALO COMPETICION	Juan Carlos Arias		GINETTA G50 GT4	CLASE 2	1	1:47.378	23	1:47.961	5	1:48.111	4	1:48.226	7	1:48.792	6
12	15	LURAUTO K.K.	Asier Gorostiza Telleria	JF Luis Chillida Belzunce	JF BMW M2 CS RACING	CLASE 2	2	1:48.318	9	1:48.386	7	1:48.563	6	1:49.141	25	1:49.461	4
13	56	MOTOR CLUB SABADELL	Javier Cicuendez Gallego		RENAULT CLIO CUP IV	D3	1	1:50.304	41	1:50.598	46	1:50.844	47	1:50.893	44	1:50.965	39
14	82	AUTOMÓVIL CLUB ALICANTE	Hector Palacios Vazquez	JF	Mazda MX5 ND1	D4	1	1:50.376	47	1:51.080	46	1:51.141	44	1:51.281	45	1:51.395	9
15	40	MOTOR CLUB SABADELL	Jose Palomar Maroto		RENAULT CLIO CUP IV	D3	2	1:50.406	41	1:50.443	39	1:50.509	40	1:50.534	38	1:50.612	46
16	60	MOTOR CLUB SABADELL	Josep Borrell Daniel		RENAULT CLIO CUP IV	D3	3	1:50.701	41	1:51.107	45	1:51.155	46	1:51.304	49	1:51.334	39
17	18	C.D.PLEMAR SPORT	Jose Luis Lopez Valdivielso	JF Alvaro Rodriguez Sastre	RENAULT CLIO CUP IV	D3	4	1:51.997	34	1:52.045	27	1:52.126	35	1:52.240	32	1:52.243	33
18	41	ESCUADERIA LA CORUÑA	Alejandro Iribas Estrada	JR	RENAULT CLIO CUP V	D4	2	1:52.691	3	1:52.888	5	1:53.027	4	1:53.193	23	1:53.221	9
19	9	BALBOR MOTORSPORT C.A.	Jose Luis Albors Aleixandre	JF German Lopez Balboa	RENAULT CLIO CUP IV	D3	5	1:53.328	27	1:53.341	3	1:53.398	26	1:53.493	25	1:53.648	2





Circuito de Madrid Jarama - RACE

CER

Carrera (2H+1V)

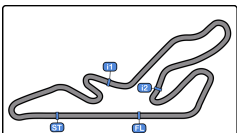
5 Mejores Velocidades



Circuito de Madrid Jarama-RACE 3.850 m.

Cl	Nº	Equipo/Concursante	Piloto 1	Piloto 2	Vehiculo	Cat	Cl	Top 1		Top 2		Top 3		Top 4		Top 5		Avg
								Km/h	Vta	Km/h	Vta	Km/h	Vta	Km/h	Vta	Km/h	Vta	
1	113	BAPORO MOTORSPORT	Joan Vinyes Dabad	Jaume Font Casas	PORSCHE 992 CUP	GT	1	251.1	3	251.1	7	251.1	15	251.1	51	251.1	57	251.1
2	122	ALEJANDRO BARAMBIO PERE	Alejandro Barambio Perea	Borja Garcia Menendez	PORCHE 992 CUP	GT	2	250.5	65	250.0	6	250.0	57	248.8	53	248.2	2	249.5
3	415	FALIGAND JEREMY	Jeremy Faligand	Victor Bernier	PORSCHE 992 CUP	GT	3	250.5	30	250.5	61	249.4	26	248.8	31	247.7	13	249.4
4	118	ESCUADERIA FARAON	Alvaro Fontes Blanco	Pedro M. Silvero Castilla	FERRARI 488 Challenge EVO	GT	4	248.8	2	247.1	5	247.1	51	246.5	33	244.8	3	246.9
5	123	ESCUADERIA FARAON	Agustin Sanabria Crespo	Françes Gutierrez	RENAULT RS01	GT	5	248.2	7	247.1	2	246.5	10	246.5	11	246.0	9	246.9
6	100	ESCUADERIA FARAON	Pablo V. Bras Silvero		PORSCHE 992 CUP	GT	6	243.2	6	243.2	33	242.1	4	241.6	27	241.0	3	242.2
7	112	ESCUADERIA FARAON	Pedro M. Lourinho Bras	Miguel Gomez Guillen	PORSCHE 992 CUP	GT	7	242.1	8	240.0	4	237.8	5	237.3	2	235.2	3	238.5
8	125	MOTOR CLUB SABADELL	Jordi Fuset Sala	Lorenzo Mendieta Sola	Porsche 718 GT4 RS Clubsport	CLASE 1	1	237.8	62	237.3	38	237.3	40	236.8	39	236.8	49	237.2
9	191	VELOSO MOTORSPORT	Jean-Roch Piat	JF	PORSCHE 991.1 GT3 CUP	GT	8	233.2	6	232.7	7	232.7	8	229.7	4	229.7	5	231.6
10	165	ESCUADERIA LA CORUÑA	Pere Marques Vancells	Jose A. Gomez Gutierrez	LIGIER JS2R	CLASE 1	2	231.2	8	230.2	7	229.7	6	229.7	13	228.3	2	229.8
11	15	LURAUTO K.K.	Asier Gorostiza Telleria	JF Luis Chillida Belzunce	JF BMW M2 CS RACING	CLASE 2	1	230.2	2	227.8	8	215.5	7	213.8	9	213.8	26	220.2
12	81	SKUALO COMPETICION	Juan Carlos Arias		GINETTA G50 GT4	CLASE 2	2	223.1	7	221.3	9	220.8	13	220.8	21	220.8	22	221.4
13	82	AUTOMÓVIL CLUB ALICANTE	Hector Palacios Vazquez	JF	Mazda MX5 ND1	D4	1	212.5	4	208.4	30	207.6	58	207.2	3	207.2	6	208.6
14	56	MOTOR CLUB SABADELL	Javier Cicuendez Gallego		RENAULT CLIO CUP IV	D3	1	210.5	60	208.8	8	208.8	61	208.4	62	207.6	6	208.9
15	60	MOTOR CLUB SABADELL	Josep Borrell Daniel		RENAULT CLIO CUP IV	D3	2	208.0	50	206.8	13	206.5	9	206.1	51	205.7	11	206.6
16	40	MOTOR CLUB SABADELL	Jose Palomar Maroto		RENAULT CLIO CUP IV	D3	3	206.5	33	205.7	29	204.9	13	204.9	14	204.5	30	205.3
17	9	BALBOR MOTORSPORT C.A.	Jose Luis Albors Aleixandre	JF German Lopez Balboa	RENAULT CLIO CUP IV	D3	4	206.1	3	206.1	5	206.1	6	205.7	4	204.1	2	205.6
18	18	C.D.PLEMAR SPORT	Jose Luis Lopez Valdivielso	JF Alvaro Rodriguez Sastre	RENAULT CLIO CUP IV	D3	5	205.7	7	204.9	10	204.1	4	204.1	8	203.7	5	204.5
19	41	ESCUADERIA LA CORUÑA	Alejandro Iribas Estrada	JR	RENAULT CLIO CUP V	D4	2	200.7	3	200.7	21	200.3	2	200.3	59	200.0	23	200.4





Circuito de Madrid Jarama - RACE

CER

Carrera (2H+1V)

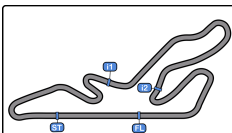
Secuencia Vueltas Rápidas



Circuito de Madrid Jarama-RACE 3.850 m.

Vta	Hora Día	Tiempo Sesión	Nº Equipo/Concursante	Piloto 1	Piloto 2	Vehiculo	Cat	Tiempo	Km/h
2	14:07:17.319	3:16.319	113 BAPORO MOTORSPORT	Joan Vinyes Dabad	Jaume Font Casas	PORSCHE 992 CUP	GT	1:35.229	145.5
3	14:08:52.512	4:51.512	113 BAPORO MOTORSPORT	Joan Vinyes Dabad	Jaume Font Casas	PORSCHE 992 CUP	GT	1:35.193	145.5
3	14:08:54.759	4:53.759	100 ESCUDERIA FARAON	Pablo V. Bras Silvero		PORSCHE 992 CUP	GT	1:35.188	145.6





Circuito de Madrid Jarama - RACE

CER

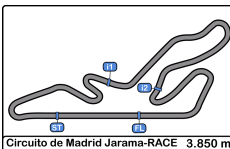
Carrera (2H+1V)

Mejor Máxima Velocidad del Evento



Nº	Equipo/Concursante	Piloto 1	Piloto 2	Vehículo	Cat	Km/h	Sesión
113	BAPORO MOTORSPORT	Joan Vinyes Dabad	Jaume Font Casas	PORSCHE 992 CUP	GT	254.1	Entrenamiento Libre
415	FALIGAND JEREMY	Jeremy Faligand	Victor Bernier	PORSCHE 992 CUP	GT	254.1	Cronometrados 2
118	ESCUADERIA FARAON	Alvaro Fontes Blanco	Pedro M. Silvero Castilla	FERRARI 488 Challenge EVO	GT	253.5	Cronometrados 1
122	ALEJANDRO BARAMBIO PEREA	Alejandro Barambio Perea	Borja Garcia Menendez	PORCHE 992 CUP	GT	252.9	Cronometrados 1
123	ESCUADERIA FARAON	Agustin Sanabria Crespo	Françes Gutierrez	RENAULT RS01	GT	248.2	Carrera (2H+1V)
100	ESCUADERIA FARAON	Pablo V. Bras Silvero		PORSCHE 992 CUP	GT	244.3	Entrenamiento Libre
191	VELOSO MOTORSPORT	Jean-Roch Piat	JF	PORSCHE 991.1 GT3 CUP	GT	243.2	Cronometrados 1
112	ESCUADERIA FARAON	Pedro M. Lourinho Bras	Miguel Gomez Guillen	PORSCHE 992 CUP	GT	242.1	Carrera (2H+1V)
125	MOTOR CLUB SABADELL	Jordi Fuset Sala	Lorenzo Mendieta Sola	Porsche 718 GT4 RS Clubsport	CLASE 1	240.5	Entrenamiento Libre
15	LURAUTO K.K.	Asier Gorostiza Telleria	JF	Luis Chillida Belzunce	JF	235.8	Cronometrados 2
165	ESCUADERIA LA CORUÑA	Pere Marques Vancells	Jose A. Gomez Gutierrez	LIGIER JS2R	CLASE 1	231.2	Carrera (2H+1V)
81	SKUALO COMPETICION	Juan Carlos Arias		GINETTA G50 GT4	CLASE 2	223.6	Cronometrados 2
82	AUTOMÓVIL CLUB ALICANTE	Hector Palacios Vazquez	JF	Mazda MX5 ND1	D4	212.5	Carrera (2H+1V)
56	MOTOR CLUB SABADELL	Javier Cicuendez Gallego		RENAULT CLIO CUP IV	D3	210.5	Carrera (2H+1V)
60	MOTOR CLUB SABADELL	Josep Borrell Daniel		RENAULT CLIO CUP IV	D3	208.0	Carrera (2H+1V)
40	MOTOR CLUB SABADELL	Jose Palomar Maroto		RENAULT CLIO CUP IV	D3	206.5	Carrera (2H+1V)
9	BALBOR MOTORSPORT C.A.	Jose Luis Albors Aleixandre	JF	German Lopez Balboa	D3	206.1	Carrera (2H+1V)
18	C.D.PLEMAR SPORT	Jose Luis Lopez Valdivielso	JF	Alvaro Rodriguez Sastre	D3	205.7	Carrera (2H+1V)
41	ESCUADERIA LA CORUÑA	Alejandro Iribas Estrada	JR	RENAULT CLIO CUP V	D4	201.8	Entrenamiento Libre





Circuito de Madrid Jarama - RACE

CER

Carrera (2H+1V)

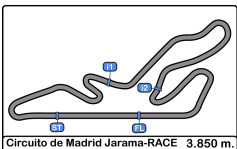
Cuentavueltas



VTA

Nr	Po	Grid	1	2	3	4	5	6	7	8	9	10	11	12	13	14	15	16	17	18	19	20	21	22	23	24	25	26	27	28	29	30	31	32	33	34	35	
113	1	113	113	113	113	113	113	113	113	113	113	113	113	113	113	113	415	415	415	415	415	415	415	415	415	415	415	415	415	415	415	415	415	415	415	415	118	
122	2	122	100	100	100	100	100	100	415	415	415	415	415	415	415	415	113	113	113	113	113	113	113	113	113	113	113	113	113	113	113	113	113	113	113	113	113	113
123	3	123	415	415	415	415	415	415	100	100	100	100	123	123	123	123	100	100	100	100	100	100	100	100	100	100	100	100	118	118	118	118	118	118	118	118	118	415
100	4	100	122	122	123	123	123	123	123	123	123	123	100	100	100	100	118	118	118	118	118	118	118	118	118	118	118	118	100	100	100	100	100	100	100	100	100	125
415	5	415	123	123	122	122	122	122	118	118	118	118	118	118	118	118	122	122	122	122	122	122	122	122	122	122	165	125	125	125	125	125	125	125	125	125	125	122
112	6	112	118	118	118	118	118	118	122	122	122	122	122	122	122	122	165	165	165	165	165	165	165	165	165	125	165	15	15	122	122	122	122	122	122	122	100	
118	7	118	112	112	112	112	112	112	112	112	165	165	165	165	165	165	125	125	125	125	125	125	125	125	125	15	15	82	122	165	165	165	165	60	60	60	165	
191	8	191	191	191	165	165	165	165	165	165	125	125	125	125	125	125	81	15	15	15	15	15	15	15	15	122	122	81	82	60	60	60	60	56	56	165	56	
125	9	125	125	165	191	191	191	125	125	125	15	15	15	15	81	81	15	60	60	60	82	41	82	81	81	81	81	60	165	41	56	56	56	41	41	56	60	
165	10	165	165	125	125	125	125	191	191	15	81	81	81	81	15	15	56	82	82	82	41	82	41	82	82	82	82	82	122	60	56	82	41	41	165	165	41	
81	11	81	15	15	15	15	15	15	15	81	56	56	56	56	56	56	60	41	41	41	60	60	60	60	60	60	60	165	41	82	41	82	82	82	82	82	40	
15	12	15	60	81	81	81	81	81	81	191	60	60	60	60	60	60	40	81	81	81	56	81	81	41	41	56	56	41	56	40	40	40	40	40	40	40	18	
56	13	56	81	60	60	60	60	60	60	56	40	40	40	40	40	40	82	56	56	56	81	56	56	56	56	41	41	56	40	18	18	18	18	18	18	9		
40	14	40	40	56	56	56	56	56	56	60	82	82	82	82	82	82	41	40	40	40	40	40	40	40	40	40	40	40	18	9	9	9	9	9	9	41		
60	15	60	56	40	40	40	40	40	40	40	41	41	41	41	41	41	18	18	18	18	18	18	18	18	18	18	18	18	9	81	81							
18	16	18	41	41	41	41	41	82	82	82	9	9	9	9	18	18	9	9	9	9	9	9	9	9	9	9	9	9	81									
9	17	9	18	18	18	82	82	41	41	41	18	18	18	18	9	9																						
41	18	41	9	9	9	18	18	9	9	9																												
82	19	82	82	82	82	9	9	18	18	18																												





Circuito de Madrid Jarama - RACE

CER

Carrera (2H+1V)

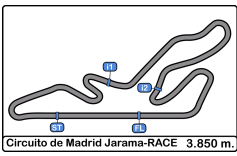
Cuentavueltas



VTA

Nr	Po	36	37	38	39	40	41	42	43	44	45	46	47	48	49	50	51	52	53	54	55	56	57	58	59	60	61	62	63	64	65	66	67	68
113	1	118	118	118	118	118	125	125	113	113	113	113	113	113	113	113	113	113	113	113	113	113	113	113	113	113	113	113	113	113	113	113	113	
122	2	113	113	113	113	125	113	113	122	122	122	122	122	122	122	122	122	122	122	122	122	122	122	122	122	122	122	122	122	122	122	122	122	122
123	3	415	415	125	125	113	122	122	118	118	118	118	118	118	118	125	125	125	125	125	125	125	125	125	125	125	125	125	125	125	125	125	125	
100	4	125	125	100	100	100	118	118	125	125	125	125	125	125	125	165	165	165	165	165	165	165	165	165	165	165	165	165	165	165	165	165	165	
415	5	122	122	122	122	122	165	165	165	165	165	165	165	165	165	415	415	415	415	415	415	415	415	415	415	415	415	415	415	415	415	415	415	
112	6	100	100	415	165	165	415	415	415	415	415	415	415	415	415	56	56	56	56	56	56	56	56	56	56	56	56	56	56	56	56	56	56	
118	7	165	165	165	415	415	82	56	56	56	56	56	56	56	56	18	18	18	18	18	18	18	18	18	18	18	18	18	18	18	18	18	18	
191	8	56	56	82	82	82	56	18	18	18	18	18	18	18	18	40	40	40	40	40	40	40	40	40	40	40	40	40	40	40	40	40	40	
125	9	82	82	56	56	56	18	40	40	40	40	40	40	40	40	118	60	60	60	60	60	60	60	60	60	60	60	60	60	60	60	60	60	60
165	10	18	18	18	18	18	40	41	41	41	41	41	41	41	60	60	60	41	41	41	41	41	41	41	82	82	82	82	82	82	82	82	82	
81	11	40	40	40	40	40	41	60	60	60	60	60	60	60	41	41	41	82	82	82	82	82	82	41	41	41	41	41	41	41	41	41	41	41
15	12	9	41	41	41	41	60	82	82	82	82	82	82	82	82	82	82																	
56	13	41	60	60	60	60																												
40	14	60																																
60	15																																	
18	16																																	
9	17																																	
41	18																																	
82	19																																	





Circuito de Madrid Jarama - RACE

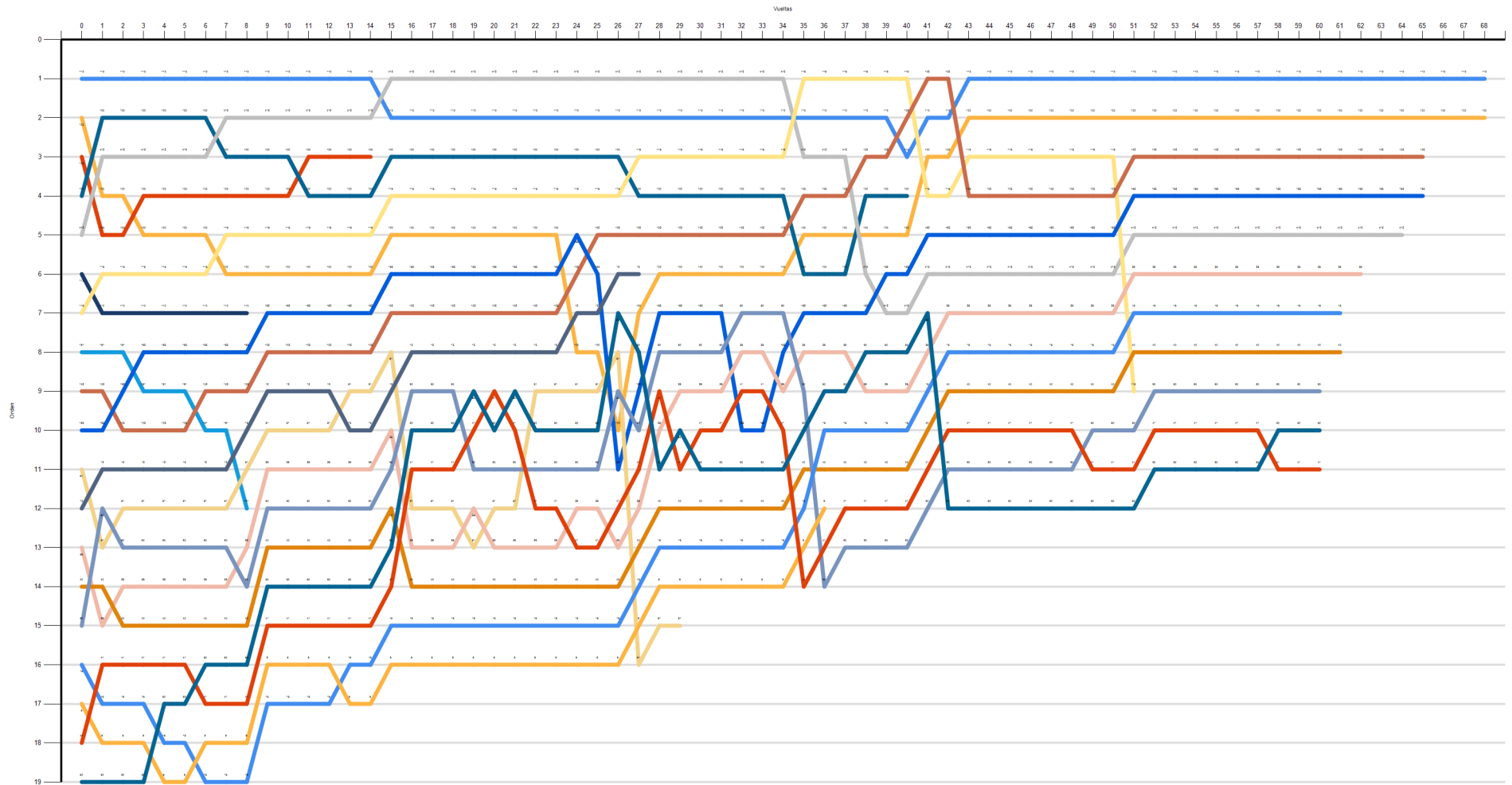
CER

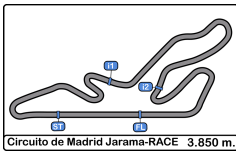
Carrera (2H+1V)

Cuentavueltas Gráfico



- 113
- 122
- 100
- 415
- 112
- 118
- 191
- 125
- 186
- 81
- 15
- 56
- 20
- 9
- 41
- 2





Circuito de Madrid Jarama - RACI

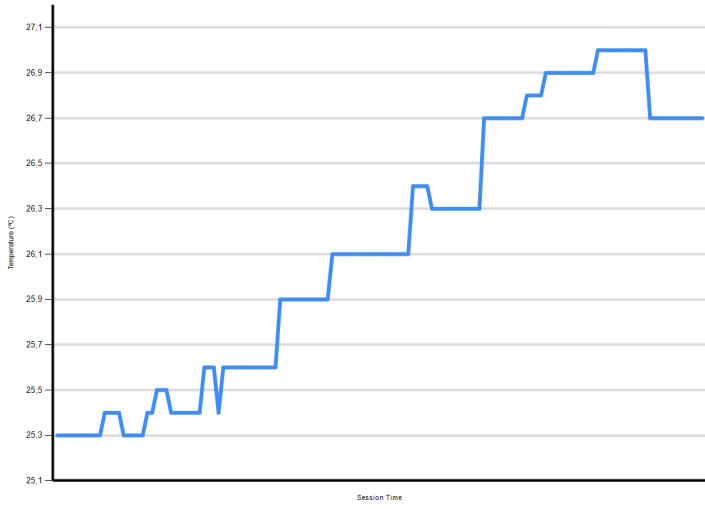
CER

Carrera (2H+1V)

Informe Meteorológico



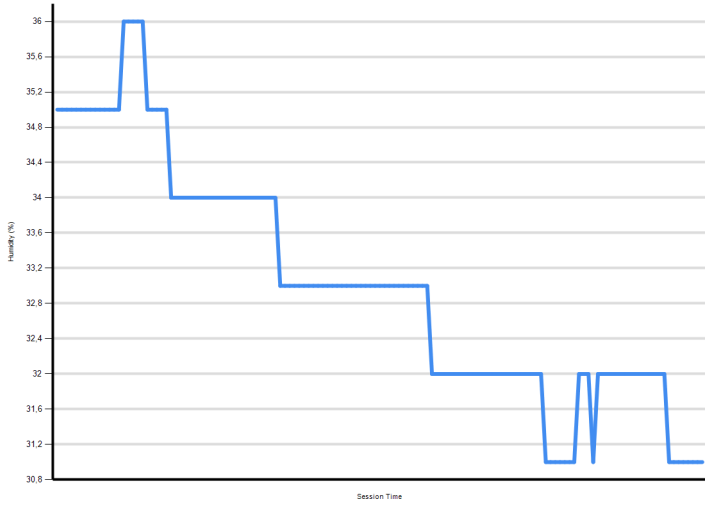
Temperatura Aire



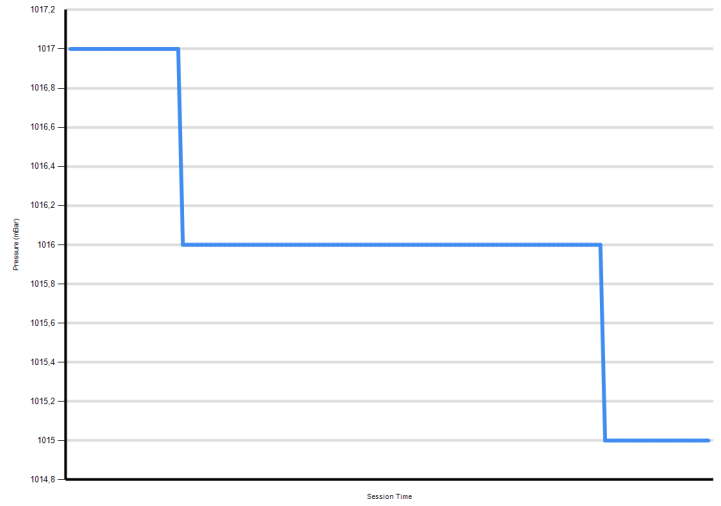
Temperatura Pista



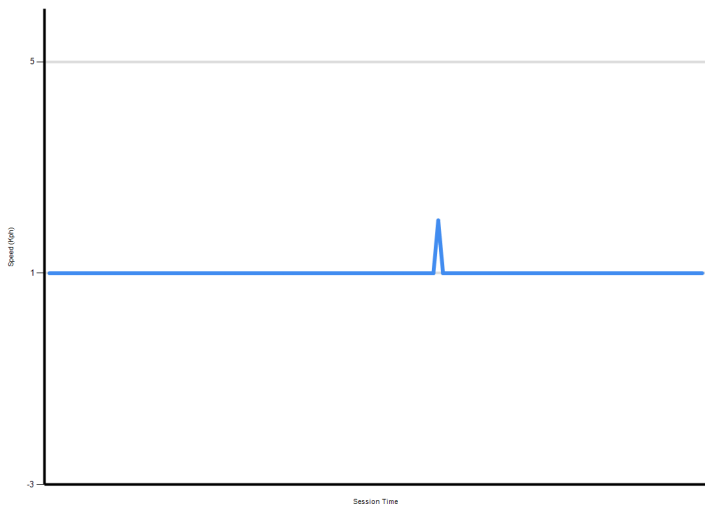
Humedad



Presión



Velocidad Viento



Dirección Viento

